




Getting to Know You

Key Stage 2

Unit 1

Unit Introduction





Getting to Know You

In this unit, the children will learn how to say hello, to ask how someone is, and to say how they are in three different ways. They will learn six basic classroom instructions, and how to respond when they hear these instructions. They will learn simple sentences to identify themselves, giving their name, their sex, and their size. Grammatically, they will learn how to make the negative form of such simple statements in French and begin to form negative sentences themselves. They will begin to recognise French numbers 1-5. Designed for beginners, this unit intentionally exposes the learner to very little text, relying instead on sounds to convey the sense of the language. In this way, children will get some grounding in the natural phonics of the French language without any confusion with their growing understanding of English phonics. They will develop a basis on which to build the sound-spelling link at a later date.

Songs and Rhymes

GREETINGS SONG: bonjour, salut et ça va ?

RHYME 1: Voici ma main, elle a cinq doigts.

RHYME 2: Voici ma main, voici mes doigts.

EXPECTATIONS AT THE END OF THIS UNIT	
All children should be able to:	join in singing the greeting song; join in with rhyme; respond to basic commands; greet others with bonjour; respond with 'oui / non'; say who they are in French with a name.
Most children will be able to:	respond appropriately to the question 'Ça va ?'; understand when someone says who they are (NAME , BOY / GIRL, BIG / SMALL); recognise that 'petit' and 'grand' sound different about boys and girls; recognise when someone is saying that they are NOT a boy / girl / big / small; join in with counting to 5.
Some children will be able to:	say who they are (NAME , BOY / GIRL, BIG / SMALL); say what they are NOT with approximate word order; ask someone else how things are going with 'Ça va ?'; correctly supply the next number in the sequence 1-5.



New language introduced in this unit

In this unit children will have an opportunity to use words and phrases including:

- **Bonjour/Bonsoir** [Good Day/Good Evening]
- **Bonjour, salut et ça va ?** [Good Day, hi and how's it going?]
- **Ça va très bien.** [It's going very well.]
- **Ça va comme ci, comme ça.** [It goes like this, like that.]
- **Ça ne va pas.** [It's not going well.]
- **Au revoir.** [Goodbye.]
- **Levez-vous** [Stand Up]
- **Asseyez-vous** [Sit Down]
- **Taisez-vous** [Be Quiet]
- **Regardez** [Look]
- **Écoutez** [Listen]
- **Répétez** [Repeat]
- **Levez le doigt.** [Raise your finger.]
- **Oui/Non** [Yes/No]
- **Ma main, mes doigts** [My hand, my fingers]
- **Qui es-tu ?** [Who are you?]
- **Je suis + Name.** [I am NAME]
- **Comment tu t'appelles ?** [What are you called?]
- **Je m'appelle + NAME.** [I'm called NAME.]
- **Tu es ...** [You are...]
- **Une fille / un garçon** [A girl/a boy]
- **Les filles / les garçons** [The girls/the boys]
- **Je ne suis pas ...+ INDEF ARTICLE + NOUN ; / + ADJECTIVE**
- **Je suis petit / grand.** [I am short/tall - masculine]
- **Je suis petite / grande.** [I am short/tall - feminine]

Getting to Know You

In this unit, you will learn how to say hello and goodbye and how you are. You will learn how to say whether you are a girl or boy and whether you are short or tall. You will sing songs and rhyme rhymes and learn how to say the numbers 0-5.



Greeting



Bonjour
Good Day



Salut
Hi



Bonsoir
Good Evening

How's it going?



Ça va ?
How's it going?



Ça va très bien!
It's going very well.



Ça va comme ci, comme ça.
It goes like this, like that.



Ça ne va pas.
It's not going well.

Who are you?

Qui es-tu ?
Who are you?



Je suis Laura.
I am Laura.

What are you called?

Comment tu t'appelles ?
What are you called?



Je m'appelle Laura.
I'm called Laura.

Short or Tall

Je suis grand(e).
I am tall.



Je suis petit(e).
I am short.

Girls and Boys



une fille **Tu es une fille.**
a girl You are a girl.



un garçon **Tu es un garçon.**
a boy You are a boy.



Tu es un garçon ?
Are you a boy?



Oui ! Je suis un garçon.
Yes! I am a boy.



Tu es une fille ?
Are you a girl?



Oui ! Je suis une fille.
Yes! I am a girl.

Leaving

Au revoir
Goodbye



Classroom Commands



Asseyez-vous
Sit down



Levez-vous
Stand up




Taisez-vous
Be quiet



Regardez
Look




Écoutez
Listen



Répétez
Repeat/do it again

Numbers 0-5



zéro un deux trois quatre cinq

Additional Vocabulary



Oui
Yes



Non
No

And

et
and



Levez le doigt
Raise your finger




Getting to Know You

Key Stage 2

Unit 1

Medium Term Plan





Medium Term Plan



Key Stage Two

Unit Number: Unit One

Getting to Know You

Session	Learning Objective(s)	Proposed Teaching Activities	Learning Outcomes	Resources
1.	All children will be introduced to French greetings.	<ul style="list-style-type: none">➤ Teach the children how to greet each other using 'Bonjour' and 'Bonsoir' depending upon the time of the day.➤ Introduce and begin teaching the greeting song which is to be used at the beginning of every lesson.➤ Introduce Rhyme 1 and beginning teaching this.➤ Teach the children how to say goodbye each other using 'Au revoir' and begin teaching the goodbye song.	<ul style="list-style-type: none">➤ All children will join in with the greeting song.➤ Most children will join in with the rhyme.➤ Some children will say 'bonjour' to the teacher.	<ul style="list-style-type: none">➤ Lesson PowerPoint➤ Greeting Each Other, including Video (PP Slides 6-7)➤ Knowledge Organisers (PP Slides 8-10) - See Key Stage 2, Unit 1 Webpage➤ Our Greeting Song, including Video (PP Slides 11-12)➤ Vocabulary and Audio Clips for the Greeting Song (PP Slides 13-16)➤ Lyrics for the Greeting Song Split Verse by Verse (PP Slides 17-21)➤ Lyrics for the Greeting Song – See Lesson 1 Printable Resources➤ Rhyme 1, including Video (PP Slides 22-23)➤ Lyrics for Rhyme 1 (PP Slide 24) – See Lesson 1 Printable Resources➤ Goodbye, including Video (PP Slides 25-26)



Medium Term Plan



Key Stage Two

Unit Number: Unit One

Getting to Know You

Session	Learning Objective(s)	Proposed Teaching Activities	Learning Outcomes	Resources
2.	All children will be introduced to classroom commands and the numbers 0-5.	<ul style="list-style-type: none"> ➤ Practise saying '<i>Bonjour</i>' and '<i>Bonsoir</i>'. ➤ Sing the Greeting Song. ➤ As a class, practise '<i>Ça va ?</i>' answers. ➤ Learn and practise Rhyme 1. ➤ Introduce three classroom commands with actions: <ul style="list-style-type: none"> • <i>Levez-vous,</i> • <i>Asseyez-vous,</i> • <i>Taisez-vous.</i> ➤ Begin counting 0-5 in French. ➤ Sing the Goodbye Song. 	<ul style="list-style-type: none"> ➤ All children will chorally say the right '<i>Ça va</i>' response to question. ➤ Most children will chorally repeat classroom commands and respond with the correct action; say the numbers 0-5 in French. ➤ Some children will use '<i>Oui / Non</i>' appropriately. 	<ul style="list-style-type: none"> ➤ Lesson PowerPoint ➤ Greeting Each Other, including Video (PP Slides 7-8) ➤ Our Greeting Song, including Video (PP Slides 9-19) ➤ Vocabulary and Audio Clips for the Greeting Song (PP Slides 11-14) ➤ Lyrics for the Greeting Song Split Verse by Verse (PP Slides 15-19) ➤ Lyrics for the Greeting Song – See Lesson 2 Printable Resources ➤ Ça va ? Flashcards – See Lesson 2 Printable Resources ➤ Rhyme 1, including Video (PP Slides 20-21, 24-25) ➤ Lyrics for Rhyme 1 (PP Slide 22, 26) – See Lesson 2 Printable Resources ➤ Classroom Commands (PP Slide 23) ➤ Numbers 0-5, including Videos (PP Slides 27-29) ➤ Goodbye, including Video (PP Slides 30-31)



Medium Term Plan



Key Stage Two

Unit Number: Unit One

Getting to Know You

Session	Learning Objective(s)	Proposed Teaching Activities	Learning Outcomes	Resources
3.	All children will learn to introduce themselves.	<ul style="list-style-type: none"> ➤ Sing the Greeting Song. ➤ As a class, practise '<i>Ça va ?</i>' answers. ➤ Learn and practise Rhyme 1. ➤ Practice Rhyme 1. ➤ Practice counting 0-5. ➤ Introduce '<i>Qui es-tu ?</i>' question and '<i>Je suis + NAME</i>' answer. ➤ Create name tags based on '<i>Je suis + NAME.</i>' ➤ Introduce '<i>Comment tu t'appelles ?</i>' question and '<i>Je m'appelle + NAME</i>' answer. ➤ Children to write '<i>Je m'appelle + NAME</i>' in their books. ➤ Sing the Goodbye Song. 	<ul style="list-style-type: none"> ➤ All children will sing the greeting song and join in counting from 0-5. ➤ Most children will be able to state their name either through '<i>Je suis + NAME.</i>' or '<i>Je m'appelle + NAME.</i>' ➤ Some children will be able to ask others what their name is. 	<ul style="list-style-type: none"> ➤ Lesson PowerPoint ➤ Greeting Each Other, including Video (PP Slides 6-7) ➤ Our Greeting Song, including Video (PP Slides 8-18) ➤ Vocabulary and Audio Clips for the Greeting Song (PP Slides 10-13) ➤ Lyrics for the Greeting Song Split Verse by Verse (PP Slides 14-18) ➤ Lyrics for the Greeting Song – See Lesson 3 Printable Resources ➤ Ça va ? Flashcards – See Lesson 3 Printable Resources ➤ Rhyme 1, including Video (PP Slides 19-20) ➤ Lyrics for Rhyme 1 (PP Slide 21) – See Lesson 3 Printable Resources ➤ Numbers 0-5, including Videos (PP Slides 22-24) ➤ Who are you? (Qui es-tu ? / Je suis ...) (PP Slides 25-31) ➤ Optional Puppet for Modelling ➤ Creating a Name Tag (PP Slides 32-34) – See Lesson 3 Printable Resources ➤ I am Called... (Comment tu t'appelles ? / Je m'appelle ...) (PP Slides 35-46) ➤ 'Je m'appelle...' Song (PP Slide 39) ➤ Goodbye Song, including Video (PP Slides 47-48)



Medium Term Plan



Key Stage Two

Unit Number: Unit One

Getting to Know You

Session	Learning Objective(s)	Proposed Teaching Activities	Learning Outcomes	Resources
4.	All children will be introduced to masculine and feminine nouns.	<ul style="list-style-type: none"> ➤ Sing the Greeting Song. ➤ Recap prior learning from the previous three lessons. ➤ Practise 'Ça va ?' answers. ➤ Introduce three further classroom commands. ➤ Introduce French words for boy and girl. ➤ Give instructions to girls and boys using the classroom commands taught previously in the lesson and play a version of Simon Says. ➤ Practice Rhyme 1. ➤ Practice counting 0-5. ➤ Sing the Goodbye Song. 	<ul style="list-style-type: none"> ➤ All children will be able to state an appropriate answer to 'Ça va ?' ➤ Most children will be able to recognise the six classroom commands; say if they are a girl or a boy in French. ➤ Some children will be able to respond appropriately to instructions. 	<ul style="list-style-type: none"> ➤ Lesson PowerPoint ➤ Our Greeting Song, including Video (PP Slides 6-7) ➤ Lyrics for the Greeting Song – See Lesson 4 Printable Resources ➤ Ça va ? Flashcards – See Lesson 4 Printable Resources ➤ Previously Taught Vocabulary from Lessons 1-3 (PP Slides 8-13) ➤ Previously Taught Classroom Commands (PP Slides 14, 21) ➤ New Classroom Commands (PP Slides 15, 22) ➤ Jacques Said (Simon Says) (PP Slides 16, 23) ➤ The Forgetful Teacher (PP Slide 17) ➤ Girls and Boys Vocabulary (PP Slides 18-20) ➤ Rhyme 1, including Video (PP Slides 24-25) ➤ Lyrics for Rhyme 1 (PP Slide 26) – See Lesson 4 Printable Resources ➤ Numbers 0-5 (PP Slide 27) ➤ Goodbye Song Video (PP Slide 28)



Medium Term Plan



Key Stage Two

Unit Number: Unit One

Getting to Know You

Session	Learning Objective(s)	Proposed Teaching Activities	Learning Outcomes	Resources
5.	All children will respond to a question based on masculine or feminine nouns.	<ul style="list-style-type: none"> ➤ Sing the Greeting Song. ➤ Practice Rhyme 1. ➤ Practice counting 0-5. ➤ Teach new classroom commands and visit the six previously taught classroom commands. ➤ Revisit French words for boy and girl. ➤ Give instructions to girls and boys using the classroom commands taught previously in the lesson and play a version of Simon Says. ➤ Teach the question and answer for 'Are you a girl/boy?' ➤ Introduce and teach Rhyme 2. ➤ Teach vocabulary for short or tall. ➤ Play numbers 0-5 game. ➤ Sing the Goodbye Song. 	<ul style="list-style-type: none"> ➤ All children will be able to supply the next number in a sequence. ➤ Most children will say whether they are a boy or a girl and understand when someone says they are a boy or a girl. ➤ Some children will be able to understand if someone says that they are tall or short and say whether they themselves are. 	<ul style="list-style-type: none"> ➤ Lesson PowerPoint ➤ Our Greeting Song, including Video (PP Slides 7-8) ➤ Lyrics for the Greeting Song – <i>See Lesson 5 Printable Resources</i> ➤ Rhyme 1, including Video (PP Slides 9-10) ➤ Lyrics for Rhyme 1 (PP Slide 11) – <i>See Lesson 5 Printable Resources</i> ➤ Numbers 0-5 (PP Slides 12, 27) ➤ New Classroom Commands (PP Slide 13) ➤ Previously Taught Classroom Commands (PP Slides 14-15) ➤ Jacques Said (Simon Says) Vocabulary (PP Slides 16-17) ➤ Girls and Boys Vocabulary (PP Slides 18-20) ➤ Rhyme 2, including Video (PP Slides 21-23) – <i>See Lesson 5 Printable Resources</i> ➤ Short or Tall? Vocabulary (PP Slides 24-26) ➤ Numbers 0-5 Games (PP Slides 28-44) ➤ Goodbye Song Video (PP Slide 45)



Medium Term Plan



Key Stage Two

Unit Number: Unit One

Getting to Know You

Session	Learning Objective(s)	Proposed Teaching Activities	Learning Outcomes	Resources
6.	All children will be able to say when they are not something.	<ul style="list-style-type: none"> ➤ Sing the Greeting Song. ➤ Talk about the negative in the placement of Ça ne va pas. ➤ Practise Rhyme 2. ➤ Teach and practice the vocabulary for I'm not... 'ne – pas' negative phrases. ➤ Hand out quiz sheets and deliver the quiz with the children. ➤ Work in groups to practise the 'ne – pas' negative phrases. ➤ Complete the pupil self-assessment forms. ➤ Sing the Goodbye Song. 	<ul style="list-style-type: none"> ➤ All children will join in with Rhyme 2. ➤ Most children will join in with the vocalization of 'ne – pas' phrases. ➤ Some children will be able to respond with 'oui / non' to the teacher's 'Tu es...?' questions. 	<ul style="list-style-type: none"> ➤ Lesson PowerPoint ➤ Our Greeting Song, including Video (PP Slides 7-8) ➤ Lyrics for the Greeting Song – See Lesson 6 Printable Resources ➤ Ça ne va pas (PP Slide 9) ➤ Rhyme 2, including Video (PP Slides 10-12, 20-21) – See Lesson 6 Printable Resources ➤ I'm Not... (PP Slides 13-16) ➤ Quiz de français! (PP Slides 17-25) ➤ Quiz Sheets – See Lesson 6 Printable Resources ➤ Quiz de français! Answers (PP Slides 26-31) ➤ Pupil Self-Assessment Forms (PP Slide 32) – See Key Stage 2, Unit 1 Webpage ➤ Goodbye Song Video (PP Slide 33)




Getting to Know You

Key Stage 2

Unit 1

Lesson 1




Medium Term Plan



Key Stage Two Unit Number: Unit One

Getting to Know You

Session	Learning Objective(s)	Proposed Teaching Activities	Learning Outcomes	Resources
1.	All children will be introduced to French greetings.	<ul style="list-style-type: none"> ➤ Teach the children how to greet each other using 'Bonjour' and 'Bonsoir' depending upon the time of the day. ➤ Introduce and begin teaching the greeting song which is to be used at the beginning of every lesson. ➤ Introduce Rhyme 1 and beginning teaching this. ➤ Teach the children how to say goodbye each other using 'Au revoir' and begin teaching the goodbye song. 	<ul style="list-style-type: none"> ➤ All children will join in with the greeting song. ➤ Most children will join in with the rhyme. ➤ Some children will say 'bonjour' to the teacher. 	<ul style="list-style-type: none"> ➤ Lesson PowerPoint ➤ Greeting Each Other, including Video (PP Slides 6-7) ➤ Knowledge Organisers (PP Slides 8-10) - <i>See Key Stage 2, Unit 1 Webpage</i> ➤ Our Greeting Song, including Video (PP Slides 11-12) ➤ Vocabulary and Audio Clips for the Greeting Song (PP Slides 13-16) ➤ Lyrics for the Greeting Song Split Verse by Verse (PP Slides 17-21) ➤ Lyrics for the Greeting Song – <i>See Lesson 1 Printable Resources</i> ➤ Rhyme 1, including Video (PP Slides 22-23) ➤ Lyrics for Rhyme 1 (PP Slide 24) – <i>See Lesson 1 Printable Resources</i> ➤ Goodbye, including Video (PP Slides 25-26)





Learning Objective(s): All children will be introduced to French greetings.

Learning Outcomes: All children will join in with the greeting song. Most children will join in with the rhyme. Some children will say 'bonjour' to the teacher.

Prior Learning: N/A

	Time	Content and Teaching	Differentiation/Extension	Evaluation/Notes
Focus Activity	10 Mins – 15 Mins	<p><u>Knowledge Organisers (PP Slides 8-10)</u></p> <ul style="list-style-type: none"> ➤ Hand out the knowledge organisers for this unit. ➤ Explain that 'Bonjour' and 'Bonsoir' can be found in this knowledge organiser along with all the vocabulary, phrases and information that the children will need to be successful in this unit. ➤ They can refer to them at any time and use them to help cement their knowledge and understanding. ➤ One copy should stay in school in the children's French exercise books, whilst a second copy is sent home to share with parents. ➤ As they are working their way through the unit and they feel that have mastered something, they could neatly place a tick by it. ➤ Discuss these knowledge organisers with the children using PP Slides 8-10. 		
Main Content	25 Mins – 30 Mins	<p><u>Our Greeting Song (PP Slides 8-18)</u></p> <ul style="list-style-type: none"> ➤ Explain that today the children will learn a song that will start every lesson PP Slides 11-12. ➤ Explain that the song teaches the children how to say hello to everyone and ask how things are going. ➤ Explain that the three middle verses are three different ways of answering that same question. ➤ The vocabulary needed for this song are: <ul style="list-style-type: none"> • Bonjour [Good Day], salut [Hi], et ça va ? [And how's it going?] • Ça va très bien. [It's going very well.] • Ça va comme ci comme ça. [It goes like this, like that/middling/so so.] • Ça ne va pas. [It's not going well.] ➤ Play through the video and introduce the actions to the children that go with the first verse: <ul style="list-style-type: none"> • Bonjour [Good Day] (wave right hand), • salut [Hi] (wiggle left fingertips), • et ça va ? [And how's it going?] (open hands in enquiry with face questioning). ➤ Teach the song through modelling, working line by line using call and response/my turn, your turn. Slowly lead children in choral rep of each word, emphasising mouth movements. For example, exaggerate the 'ou', etc). ➤ Mime actions and pull facial expressions as you teach this to help embed this knowledge. ➤ Introduce subsequent verses in similar way: <ul style="list-style-type: none"> • Ça va très bien [It's going very well.] (thumbs up, left then right), • Ça va comme ci comme ça [It goes like this, like that/middling/so so.] (hold out right hand with your palm to the floor and tilt back and forth as you would do when saying you are feeling so so), 	<ul style="list-style-type: none"> ➤ Alternatively, you may need to work through the vocabulary in a more structured way by first working through PP Slides 13-16 which teaches the vocabulary through audio clips and PP Slides 17-21 which splits the song up into their different verses. 	

	Time	Content and Teaching	Differentiation/Extension	Evaluation/Notes
Main Content, cont..	25 Mins – 30 Mins	<ul style="list-style-type: none"> • Ça ne va pas [It's not going well.] (NE dismissive swipe with right hand, PAS – same with left – hoping children will mirror Teacher so gesture is like text word order). ➤ Sing the song all together. ➤ Lyrics for this song can also be found in Lesson 1 Printable Resources. 	Teach this vocabulary incrementally through call and response/my turn, emphasising mouth movements and facial expressions.	
Plenary	10 Mins – 15 Mins	<p>Introducing Rhyme 1 (PP Slides 22-24)</p> <ul style="list-style-type: none"> ➤ Introduce the children to Rhyme 1. ➤ There is audio of this and pictures to aid memory on PP Slide 22. ➤ There is video of this on which includes the actions on PP Slide 23. ➤ There is audio of this and words and pictures to aid memory on PP Slide 24. ➤ Theatrically introduce the children to the rhyme with the teacher emphasising mouth movements – (exaggerated 'oi'), and supplying gestures. ➤ Teach this rhyme through modelling, working line by line using call and response/my turn, your turn. Slowly lead children in choral rep of each word, emphasising mouth movements. For example, exaggerate the 'oi', etc). ➤ Lyrics for Rhyme 1 can also be found in Lesson 1 Printable Resources. ➤ The children will work further on this rhyme during the next lesson. <p>Saying Goodbye (PP Slides 25-26)</p> <ul style="list-style-type: none"> ➤ Explain that 'Au revoir' means <i>Goodbye</i> in French (PP Slide 25). ➤ Teach this through modelling, using call and response/my turn, your turn. ➤ Ask the children to turn to each other and say 'Au revoir'. ➤ You may wish to play the video on PP Slide 26 which is a song which uses 'Au revoir'. ➤ The words for this song are: <ul style="list-style-type: none"> • Au revoir, Au revoir [Goodbye] • On s'est bien amusés [It was fun] ➤ This is a song which could be sang that the end of every lesson in a similar way to the song sang at the beginning which is intended to start each lesson. ➤ Lyrics for this song can also be found in Lesson 1 Printable Resources. 		








School Name:		Teacher Name:	
Class Name:		Date:	

Strategies for Next Lesson

Lesson Assessment			
Lesson Objective:	All children will be introduced to French greetings.	Lesson Objective Achieved:	
Teacher Assessment/Comments			




Learning Outcomes		Teacher Assessment/Comments	
All children will	join in with the greeting song.	Outcome Achieved	
Most children will	join in with the rhyme.	Outcome Achieved	
Some children will	say 'bonjour' to the teacher.	Outcome Achieved	

Getting to Know You

			
I can say hello in French.			
I can understand when someone asks me how I am.			
I can answer, saying how I am.			
I can respond to instructions that the teacher gives in French.			
I can say who I am in French.			
I can say whether I am a boy or a girl.			
I can understand when someone says that they are not.			
I can join in with counting to five in French.			
I can join in with a rhyme in French.			
I understand what I am saying in the rhyme.			

Is there anything else you want to mention? _____

Getting to Know You

			
I can say hello in French.			
I can understand when someone asks me how I am.			
I can answer, saying how I am.			
I can respond to instructions that the teacher gives in French.			
I can say who I am in French.			
I can say whether I am a boy or a girl.			
I can understand when someone says that they are not.			
I can join in with counting to five in French.			
I can join in with a rhyme in French.			
I understand what I am saying in the rhyme.			

Is there anything else you want to mention? _____
